

CLASS OF 2019 Post-Graduation Destination Outcomes Survey

Susan Bauer
Executive Director
July 2019

The Yeshiva University Career Center conducted a post-graduation survey of 588 undergraduate students, who completed YU in the 2018-2019 academic year as indicated by Banner and the Registrar's office. Through the outreach efforts of the Career Center, including online and phone surveys, internal data on YU employment and graduate school enrollment, as well as reliable external sources such as LinkedIn, the overall results are included for 89% (N=525) of the Class of 2019. The methodology included data for Summer 2018, January 2019, and May 2019 graduates, consistent with guidelines set by the National Association of Colleges and Employers (NACE).

SUMMARY

94.3% of undergraduate Class of 2019 had post-graduation destinations either at graduation or within six-months of graduating

88% of graduates responded to survey or were accounted for through reliable internal and external sources (knowledge rate)

88%

86%
of graduates

reported that their position was strongly or moderately related to their field of interest

73%
of graduates

held one or more internships/part-time jobs during their time at YU

Top Industries of Employment

- Finance
- Accounting
- Marketing
- Education
- Non-Profit
- Information Systems
- Real Estate

Top Areas of Graduate/Professional Study

- Medicine (9.5%),
- Other (9.1%)
- Nursing (7.9%)
- Law (6.6%)
- Jewish Studies (5.4%),
- Dentistry (5.0%)
- Speech Pathology (5.0%)
- Psychology (4.1%)
- Social Work (4.1%)

Areas with less than 10 students are not listed.

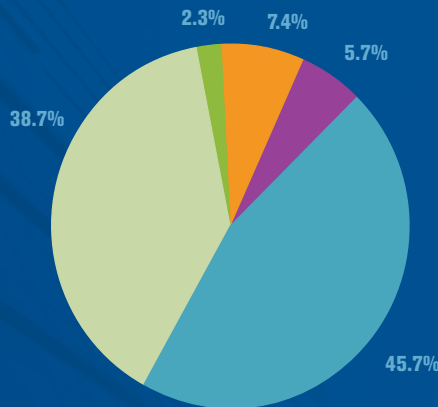


CLASS OF 2019 CAREER OUTCOMES

OVERALL

94.3%

of graduates have post-graduation destinations



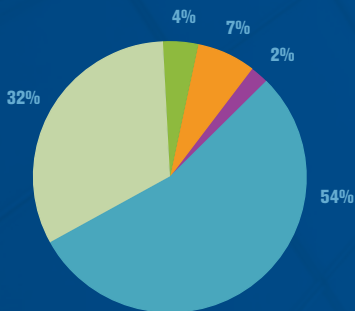
- 45.7% employment
- 38.7% graduate school
- 2.3% not seeking
- 7.4% both
- 5.7% none

BY COLLEGE

96%

of Stern College for Women (SCW) graduates have post-graduation destinations

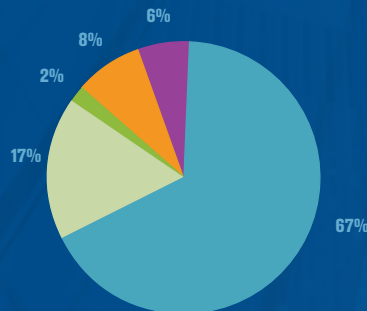
- 54% graduate school
- 32% employment
- 4% still seeking
- 7% both
- 2% not seeking



92%

of Sy Syms School of Business (SYMS) graduates have post-graduation destinations

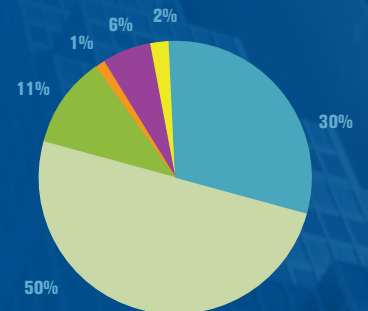
- 67% employment
- 17% graduate school
- 2% not seeking
- 8% still seeking
- 6% both



94%

of Yeshiva College (YC) graduates have post-graduation destinations

- 30% employment
- 50% graduate school
- 11% both
- 1% other
- 6% none
- 2% not seeking



BY MAJOR/CONCENTRATION
(for majors/concentrations reporting at
least 10 instances)

Accounting (68 respondents)	96%	62% employment	21% grad school	12% both	4% none	1% not seeking
Biology (99 respondents)	95%	24% employment	58% grad school	9% both	5% none	1% other
Business Intel Marketing Analytics (23 respondents)	87%	70% employment	13% grad school	13% none	4% both	
Computer Science (11 respondents)	100%	100% employment				
Economics (11 respondents)	91%	46% grad school	36% employment	9% both	9% none	
English (27 respondents)	96%	70% employment	22% grad school	4% both	4% none	
Finance (51 respondents)	94%	78% employment	12% grad school	6% none	2% both	2% not seekng
Jewish Studies (16 respondents)	100%	56% employment	44% both			
Management (31 respondents)	88%	61% employment	23% grad school	3% both	3% none	3% not seeking
Marketing (34 respondents)	82%	65% employment	18% none	15% grad school	3% both	
Mathematics (11 respondents)	100%	36% employment	46% grad school	18% both		
Political Science (17 respondents)	94%	53% employment	35% grad school	6% none	6% not seeking	
Psychology (58 respondents)	95%	13% employment	53% grad school	5% both	5% none	5% not seeking
Shaped Major (24 respondents)	100%	13% employment	87% grad school			
Speech Pathology & Audiology (15 respondents)	100%	87% grad school	13% both			

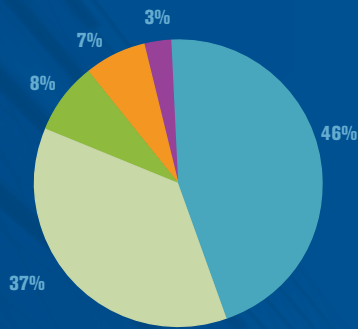


BY GENDER



93%

of women graduates have post-graduation destinations

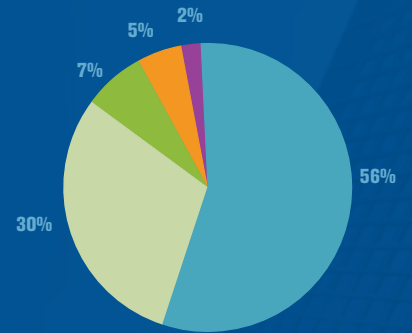


- 46% graduate school
- 37% employment
- 8% both
- 7% none
- 3% not seeking



95%

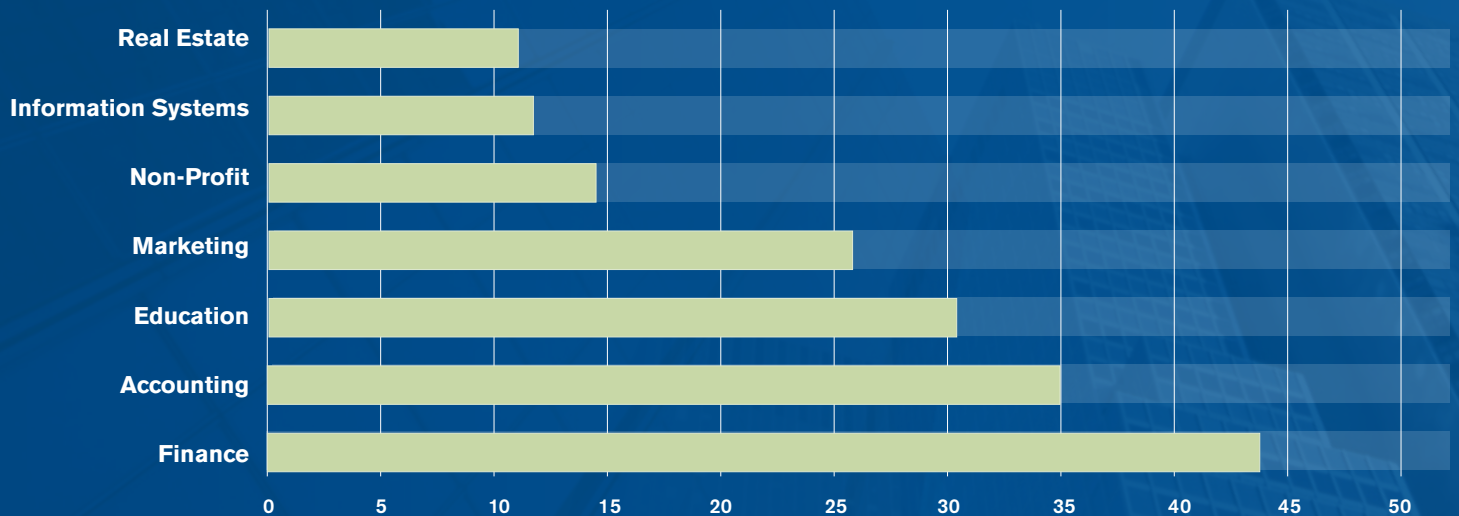
of men graduates have post-graduation destinations



- 56% graduate school
- 30% employment
- 7% both
- 5% none
- 2% not seeking

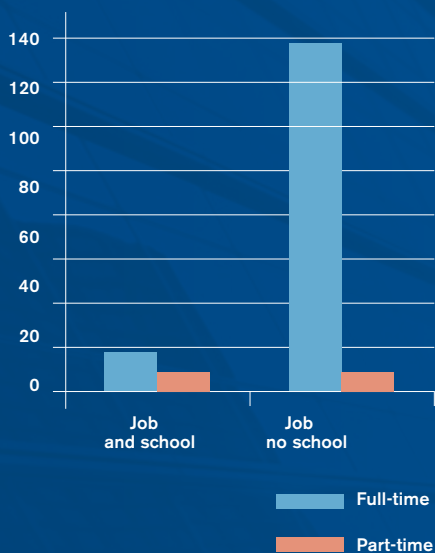
EMPLOYMENT BY INDUSTRY

Employment by Industry

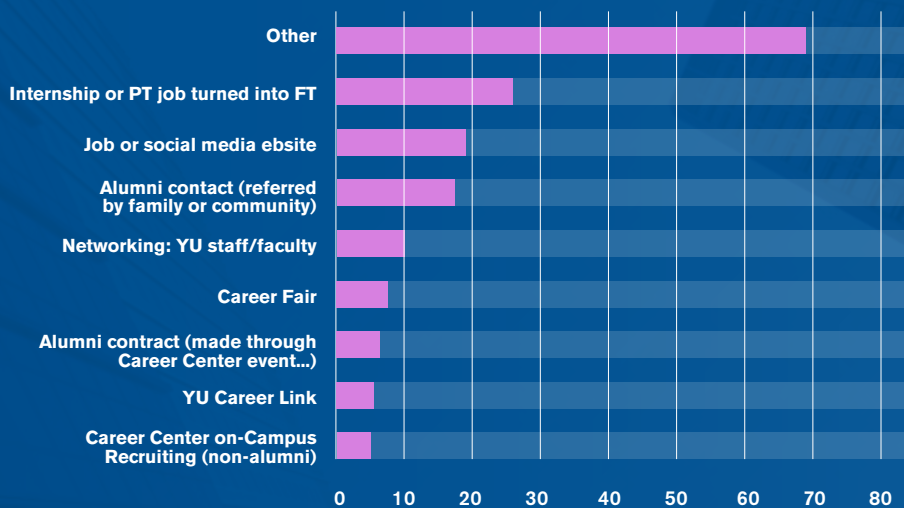


EMPLOYMENT AND GRADUATE SCHOOL STATISTICS

Graduates working vs. graduates working as well as attending graduate school: 175 respondents



Top methods graduates used to find jobs (168 respondents; could provide multiple answers)



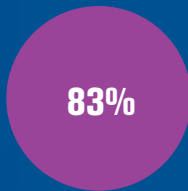
Salary Range	Overall	SCW	SYMS	YC
Less than \$20,000	4.4%	1.9%	4.8%	4.8%
\$20,000 to \$29,999	5.8%	13.5%	--	4.8
\$30,000 to \$39,999	13.9%	25.0%	4.8%	9.5%
\$40,000 to \$49,999	15.3%	15.4%	10.7%	19.0%
\$50,000 to \$59,999	17.5%	15.4%	16.7%	9.5%
\$60,000 to \$69,999	17.8%	9.6%	22.6%	19.0%
\$70,000 to \$79,999	11.7%	3.8%	15.5%	4.8%
\$80,000 and more	12.7%	5.8%	16.7%	14.3%

Starting salaries (157 respondents)

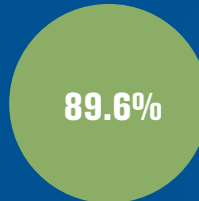
Relevance to career field of interest and major field of study (171 respondents)

86%

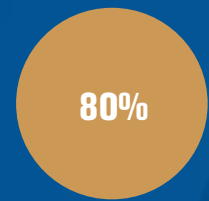
of graduates reported that their position was either strongly or moderately related to their field of interest



83% of SCW graduates reported that their position was either strongly or moderately related



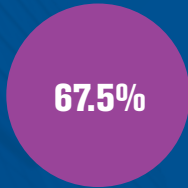
89.6% of SYMS graduates reported that their position was either strongly or moderately related



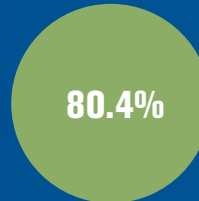
80% of YC graduates reported that their position was either strongly or moderately related

77.2%

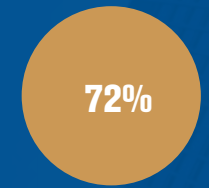
of graduates reported that their position was either strongly or moderately related to their major(s)



67.5% of SCW graduates reported that their position was either strongly or moderately related



80.4% of SYMS graduates reported that their position was either strongly or moderately related



72% of YC graduates reported that their position was either strongly or moderately related

Internships and Part-time Jobs (390 respondents)

57% of graduates

held two or more internships during their time at YU



67.5% of SCW graduates held two or more internships or part-time jobs during their time at YU

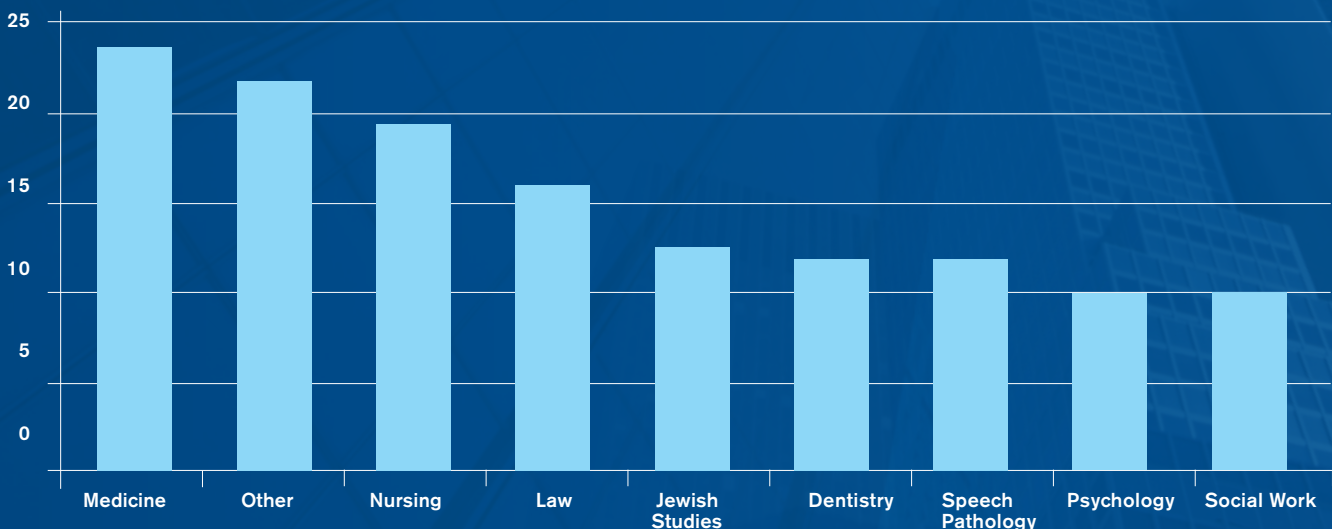


68.6% of SYMS graduates held two or more internships or part-time jobs during their time at YU

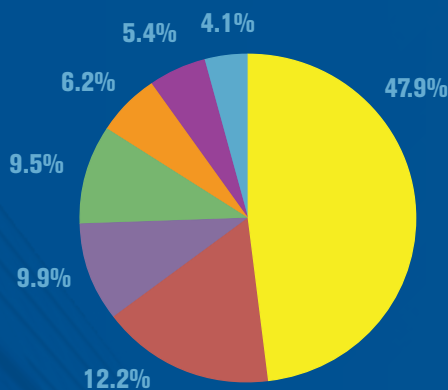


53.8% of YC graduates held two or more internships or part-time jobs during their time at YU

Top fields of graduate/professional study (by percent of enrolled graduates in them: 242 total respondents; 137 represented below in areas with 10 or more graduates)



Degrees sought
(242 respondents)



Degree Level	Percentage
Master's	47.9%
Other	16.5%
Semicha	9.9%
MD	9.5%
JD	6.2%
DDS	5.4%
PhD	4.1%

CAREER CENTER USAGE STATISTICS

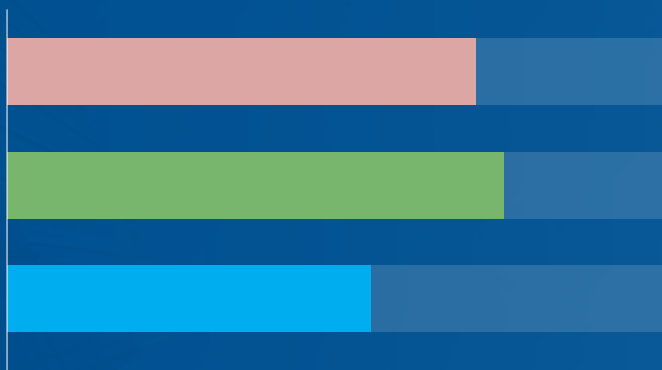
OVERALL

74%
of graduates
used the Career
Center during their
years at YU

70% of SCW graduates
used the Career Center

74% of SYMS graduates
used the Career Center

54% of YC graduates
used the Career Center



FIRST-TIME USAGE

Year First Used Career Center	Overall	SCW	SYMS	YC
First Year	36.3%	33.6%	46.3%	18.6%
Second Year	33.7%	28.4%	40.7%	30.2%
Third Year	19.9%	25.9%	9.3%	30.2%
Fourth Year or Later	10.1%	12.1%	3.7%	20.9%

CAREER CENTER USERS' BREAKDOWN OF SERVICES UTILIZED (COULD PROVIDE MULTIPLE ANSWERS)

Career Counseling Appointment	84%
Walk-in Hours	49%
YU CareerLink Job Postings	36%
Career Fair	28%
Career Center Web Site	12%
On-campus Recruiting	15%
Employer Site Visits	5%
Workshop/Panel	19%



CONCLUSION

The Yeshiva University Class of 2019 undergraduate graduating students demonstrate great promise as evidenced by the 94.3% post-graduation destinations career outcomes rate, the highest in YU history. Whether employment or graduate school was their intended goal, Yeshiva University recent graduates have achieved positive career results. Full-time employment increased by 5% from last year, with 92% (N= 206) of those employed holding full-time positions. In the graduate education outcomes data, medicine led as a top chosen field of study, and 48% of those students seeking graduate education were entering Master's programs.

Overall, 62% of graduates reporting starting salaries indicated they were earning \$50,000 or more. Ninety-five percent of Sy Syms School of Business graduates were at starting salaries earning \$50,000 or more, a notable 30% increase over the prior year.

APPENDIX

EMPLOYER SAMPLING

Ernst & Young	Applied Behavioral Mental Health	Crown Retail Services	Hearst Magazines
Deloitte	Counseling	Custom Outfitters	Holly Hunt
Yeshiva University	Arch Insurance	Developing Minds Lab	hudon rouge ad agency
Columbia University	Arnold & Porter	Dialyze Direct	IHS Markit
PwC	Associate in cardiovascular disease	Discovery, Inc	Ivdu High School
Goldman Sachs	Astra, Inc.	Einstein Medical Center	JCC of Greater Boston
Orthodox Union	Baker McKenzie	Engage Simply	Jillian's Circus
SAR High School	Bank Bank Hapoalim; Founder, Co-Owner	Eshel	JM Zoning LLC
KPMG US	@ Wood By Design	Essence	JMS Capital Group
SAR Academy	Barayev Commerce LLC	Etech 7	JNY Capital
Bank Leumi USA	Barclays	Event Producer	Joseph Kushner Hebrew Academy
Broadridge Financial Services	BDO	Express Scripts	JRK Property Holdings
Citi	BKD LLP	Express Trade Capital	Kalamata Capital Group
CohnReznick LLP	BlackRock	Facebook Inc.	L'OCCITANE Group
Duff & Phelps	Blackstone	Farmers Pantry	LeadsRx
Mark and Paneth	Bloomberg	Federal Reserve Bank of New York	Leda Health Innovations
MD Squared Property	Blue Line Drywall	Fordham University	Leo Schachter Diamonds Co.
Mediacom	Breurs high school	Foremost Real Estate	Limekiln Real Estate Investment
Merrill Lynch	Broadridge Financial	Fortis Property Group	Management, LP
Morgan Stanley	Brown Advisory	Foundation for Jewish Camp	LINK LLC
NCSY	Bruma Realty	Freelance Illustrator	LinkedIn
Ohel Bais Ezra	Business Insider	FT Partners	liquid capital
Preqin	By-A.Y.	FTI Consulting	Lisa B Szubin, MD
A&E Real Estate	Carolina Lemke Berlin	Gallagher	ListenFirst Media
Abaita Restaurant	Centers Health Care	Google	local Synagogue
Acres Capital	Centric Captial Ventures	Green Park Content	Loujen Appraisal Processing &
Activate Venture Partners	Centro	H. Leiner & Company	Administrative Services
Adam America Real Estate	Chaya Mushka Children's House	Hadassah	M Hiday & Company
AJ Morgan & Co	Christian Dior Couture	HAN Capital	M/Six
Albert Einstein College of Medicine	Conde Naste	Harborview Capital Partners	Maimonides
Alera Group	Construction Company	Harper Capital Partners	Makor Disability Services
Algemeiner Journal	Cornell University, Weill Cornell Medicine,	HASC	Manhattan Day School
Allmedx	Memorial Sloan Kettering Cancer Center	Hasc Center	Massachusetts General Hospital
American Express	Coty	Havas Media	Mazars
Anthem Health	Credit Agricole Corporate and	Hazan Sports Management	Media Assembly
Applecart	Investment Bank	Healthfirst	Metropolitan Plumbing and Heating



APPENDIX CONTINUED

Michael Kors Collection	Popshop	St. Francis Hospital, The Heart Center	WeWork
Midreshet Lindenbaum	Premium Merchant Funding	Standard Oil Credit Holding Group	WFPBScience
Millenium Pet Group	Press Kitchen	Staples	Womens League
Mindshare	PricewaterhouseCoopers	Starcom	Yachad NJCD
Moelis & Company	Program Associate	Start-up (Zephie LLC)	Yallah
Montefiore Medical Center	Rae Kushner Yeshiva High School	Success Academy	Yavneh Academy
Moroccanoil	Rapid Detection Systems	SURREALEVENTS	Yeshiva Har Torah
Mount Sinai Hospital	RMA New York	Swell Investing LLC	Yeshiva University High School
Icahn School of Medicine	Rosenbaum Yeshiva of North Jersey	Symphony Post Acute Network	for Boys
Mount Sinai Hospital,	Roth & Company	Talkspace	Yeshivat Noam
Neurosurgery research	RSM	Teri Jon	Zelin and Associates
My Little School	RZA	The Armoury	
Naaleh High School for Girls	Salantar Akiba Riverdale Academy	The Blue Card	
NBCUniversal	Sanctuaries for Families	The Diller-Quaile School of Music	
Neil Weinreb JD	SAR	The Heschel School	
New Horizon Counseling Center	Schottenstein Chabad House at	The Loft Rehabilitation and Nursing	
New York Cares	Ohio State University	The Manhattan Childrens Center	
NY School of Career and	SecurityScorecard	The Young Jewish Professionals	
Applied Studies	Sephora	UBS AG	
Oracle	Shalva National Center	United States Attorneys' Office	
Palentir Technologies	Shema Kolainu-Hear Our Voices	for the Southern District of NY	
Panoramic	Southard.com	Vasco Ventures	
Pilot	Spark Foundry	Verisk	
PIMCO	squareteams	Weill Cornell Medicine	

GRADUATE/PROFESSIONAL SCHOOL SAMPLING

Aish Hatorah	IDC	Queens College	Yeshiva University-Wurzweiler
Albert Einstein College of	Indiana University	REIT	Yeshiva University-Azrieli
Medicine	Johns Hopkins	Rutgers	Yeshiva University-Bernard Revel
Aliza Shira Hersch	Kean University	SDSU/UCSD Joint Doctoral Program	Graduate School
Arrojo Cosmetology School	Lebruan College	Seton Hall	Yeshiva University-Cardozo
Bank Street	Lehman College	Spitzer School of Architecture	School of Law
Baruch	LIU	at City College	Yeshiva University-Ferkauf
Brooklyn College	Lousiana State University at Shreveport	St. John's	Yeshiva University-GPATS
BYU School of Nursing	New York Medical College	Stoneybrook College of Dentistry	Yeshiva University-Katz School
Columbia University	Northcentral University	SUNY College of Optometry	Yeshiva University-Revel
Cornell University	NYSID	Teacher's college	Graduate School
CUNY York College	NYU	Technion	Yeshiva University-Sy Syms
Downstate Medical School	NYU Rory Meyers	Touro	School of Business
Fordham University	NYU School of Dental Medicine	University College London	
Georgetown University	NYU School of Nursing	University of Illinois at Urbana Champaign	
Hofstra	NYU School of Professional Studies	University of Pennsylvania	
Hunter College	Pace University	University of Toronto Medical School	

